

DESCRIPTION

Compliance

EN 60598-1



Mechanical Information

Height	Length	Width	IP
400/600/900mm	100mm	100mm	65

Electrical characteristics

Voltage	Frequency	Cos φ	Insulation class	Operative Temp.
AC230V	50Hz	> 0.9	CL I	-20°C to +50°C

Fixing

- Suitable for surface mounting.

Materials

- Die-cast aluminium.
- Extruded aluminium.
- Steel.
- Tempered Glass.
- Silicon.
- Stainless steel.

Structure - Main components

- Body in square shape made of extruded aluminium.
- Top cover made of die-cast aluminium.
- Base flange made of steel.
- Frosted screen in tempered glass.
- Gasket in silicon.
- Stainless steel screws for fixing.

Electrical auxiliaries

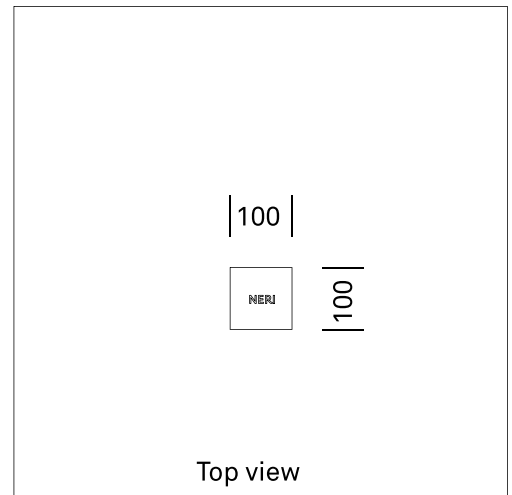
- Single cable entry from bottom.
- One cable of 3Cx1.5 sq.mm. supplied.
- Driver-standard on-off inbuilt power supply.

Operations and maintenance

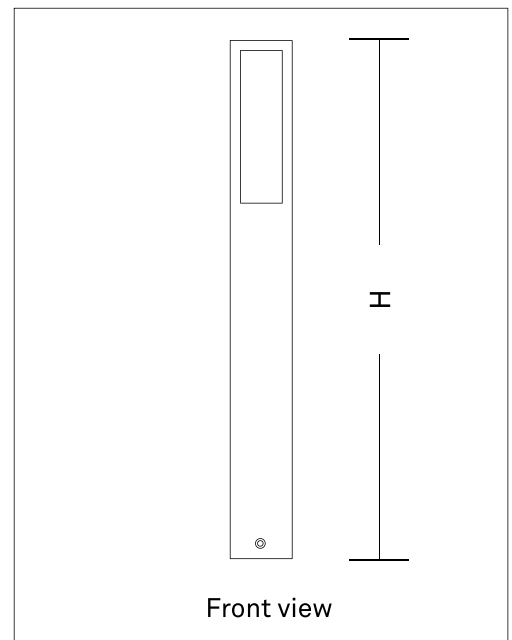

- A scheduled maintenance program must be carried out on the Installation.
- Disconnect the electrical supply before maintenance operation.

Finish

- Standard color is Neri grey.
- Powder coated for high corrosion resistance.



Top view



Front view

DESCRIPTION

Optics

Lighting distribution	Screen
Symmetrical	Frosted

Luminous flux

3000K		System
lm	W	lm/W
900	15	60

Luminous flux

4000K		System
lm	W	lm/W
975	15	65

- The energetic values in the table are referred to the system.
- LED source - COB
- Heat sink integrated in the body.
- Lifetime (EN 62722-2-1, LM80 data): L70 > 50,000hours.
- Colour Rendering Index: Ra > 80.

Driver

- Standard on-off inbuilt power supply.

Accessories (Not included in standard product, to be ordered separately)



IP 68 2 Way connector for suitable cable diameter (6.5mm - 9.5mm)



IP 68 3 Way connector for suitable cable diameter (6.5mm - 9.5mm)

PHOTOMETRIC CURVES

Lighting distribution

